

A Collaborative Project to Produce Pathologist Annotations to Evaluate Viewers and Algorithms

Brandon D. Gallas, PhD

FDA, Center for Devices and Radiological Health,
Office of Science and Engineering Laboratories,
Division of Imaging, Diagnostics, and Software Reliability

AND

High-Throughput Truthing Project (HTT)

Data Collection Webinar agenda



- [High Throughput Truthing](#) (HTT) project
 - **Brandon D. Gallas**, PhD (15 min)
- Tumor Infiltrating Lymphocytes (TILs) clinical task.
[Training slides are available here](#)
 - **Roberto Salgado**, MD (15 min)
- [Instructions](#) for data collection (Friday Feb. 28)
 - **Sarah Dudgeon**, MPH (15 min)
- Q&A (15 min)

[Wiki page with data-collection info \(these presentations, informed consent, ...\)](#)
<https://ncihub.org/groups/eedapstudies/wiki/HighThroughputTruthingYear3>



HTT Collaborators

Project Management

- **Sarah Dudgeon, MPH**
 - FDA/CDRH/OSEL/DIDSR

caMicroscope team

- **Ashish Sharma, PhD**
 - Emory University Department of Biomedical Informatics
- **Joel Saltz, MD PhD**
 - Dept. of Biomedical Informatics, Stony Brook Medicine
- **Nan Li, MS**
 - Dept. of Biomedical Informatics, Stony Brook Medicine

PathPresenter team

- **Matthew Hanna, MD**
 - Memorial Sloan Kettering, New York, NY
- **Rajendra Singh, MD**
 - Icahn School of Medicine at Mt Sinai
- **Krushnavadan Acharya, MCA**
 - PathPresenter

Slides and Clinical

- **Roberto Salgado**
 - Peter Mac Callum Cancer Center; GZA-ZBA Hospitals
 - International Working Group for TILs in Breast cancer
- **Denis Larismont**
 - Institut Jules Bordet

Statistics

- **Si Wen**
 - FDA/CDRH/OSEL/DIDSR
- **Manasi Sheth**
 - FDA/CDRH/OPEQ/OCEA/Biostatistics
- **Chava Zibman**
 - FDA/CDRH/OPEQ/OCEA/Biostatistics
- **Weijie Chen, PhD**
 - FDA/CDRH/OSEL/DIDSR

HTT Collaborators

Committee

- **Mohamed Amgad**, MD, MSc
 - Emory University School of Medicine, Atlanta, GA
- **Rajarsi Gupta**, MD PhD
 - Renaissance School of Medicine and Dept. of Biomedical Informatics, Stony Brook Medicine
- **Steven N. Hart**, PhD
 - Mayo Clinic, Rochester, MN
- **Richard Huang**, MD, MS
 - Massachusetts General Hospital, Boston, MA
- **Giovanni Lujan**, MD
 - Computational Pathology Dept. at The Ohio State University Wexner Medical Center

Committee (cont.)

- **Anant Madabhushi**, PhD
 - Case Western Reserve University
- **Kyle J. Myers**, PhD
 - FDA/CDRH/OSEL/DIDSR
- **Joel Saltz**, MD, PhD
 - Stony Brook Department of Biomedical Informatics
- **Aparna Harbhajanka**, MD
 - Case Western Reserve University School of Medicine

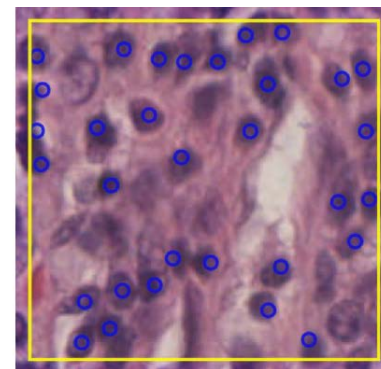
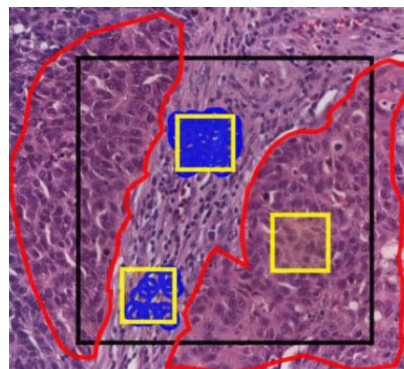

Outline

- What are we doing?
- Why are we collecting data?
- When are we collecting data?
- Staying up to date

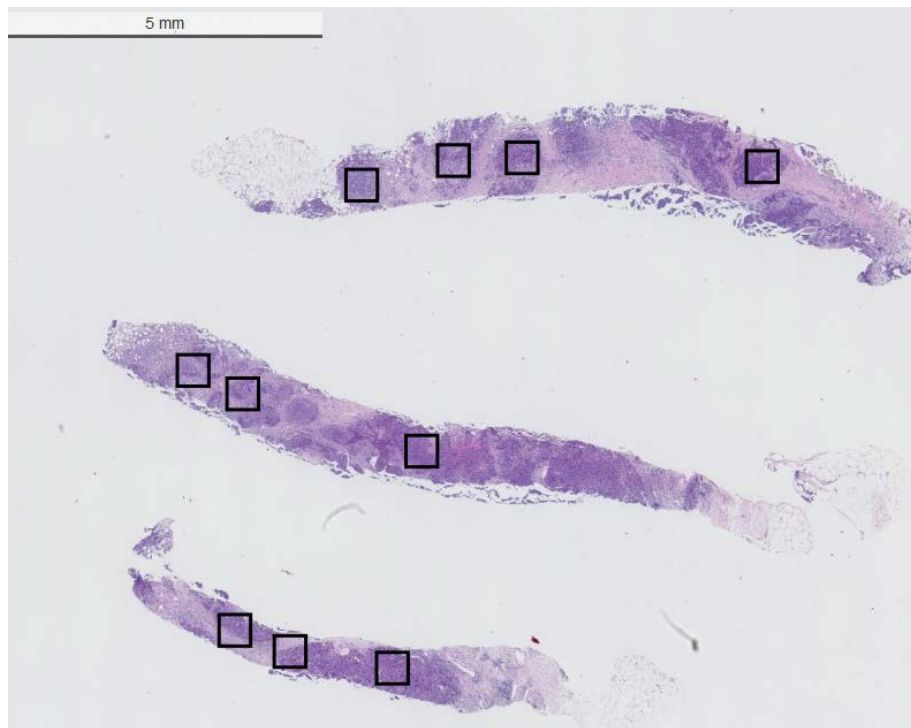
What are we doing?

Internal funding proposal title

- High-throughput truthing of microscope slides to **evaluate artificial intelligence** algorithms
- analyzing digital scans of pathology slides:
- **data (slides + images + annotations)** as an FDA-qualified medical device development tool (MDDT).

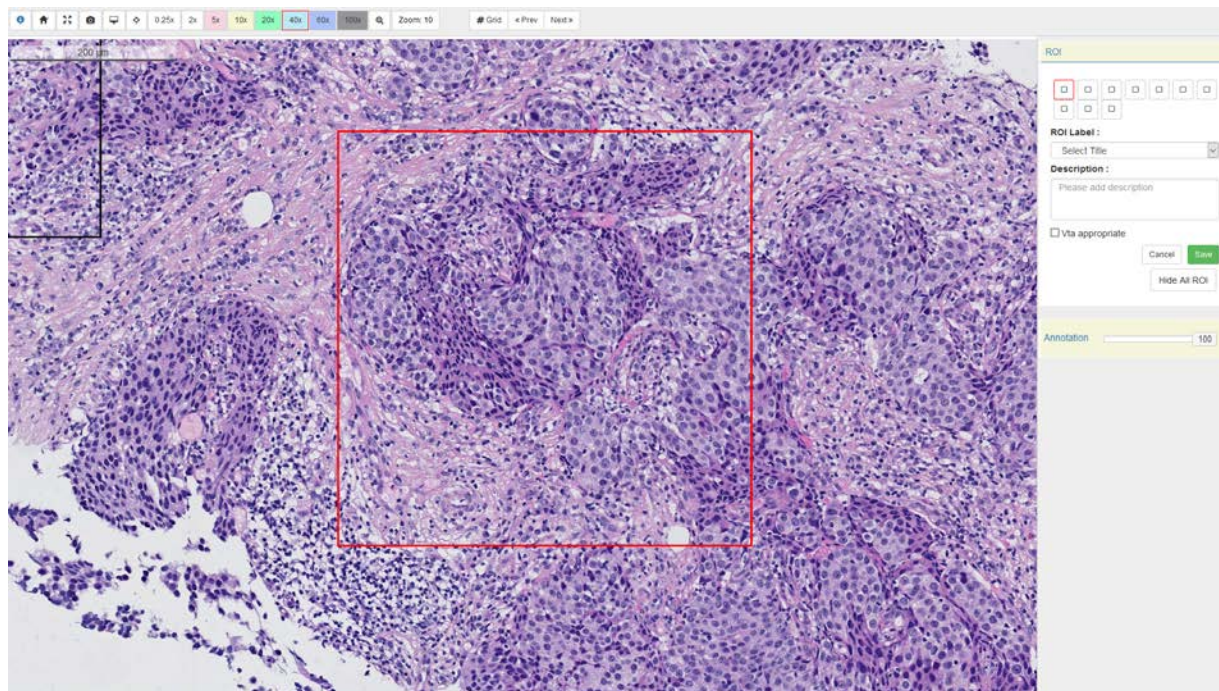


Standardized evaluation of Tumor-Infiltrating Lymphocytes (TIL) in Breast Cancer for daily clinical and research practice or clinical trial setting



- A tutorial prepared by the International Working Group for TIL in breast cancer –2014 –adapted 2020
- Report percentage of tumor-associated stromal lymphocytes
 - $\text{Area of Lymphocytes} / \text{Area of Tumoral Stroma}$
- Report the average of the stromal area, do not focus on hot spots

Standardized evaluation of Tumor-Infiltrating Lymphocytes (TIL) in Breast Cancer for daily clinical and research practice or clinical trial setting



- Must zoom in to see tumor clusters, stroma, and TILs
- Evaluation happens on discrete areas
 - Fields of View (Microscope mode)
 - Regions of Interest (Digital mode)
- Evaluation can be done by a pathologist or an algorithm

Why are we collecting data?



Building a pathway

Build consensus. Build tools. Disseminate.

- High-throughput data-collection tools and protocols
- Standardize annotation formats for humans and algorithms
- Statistical methods and software for algorithm performance evaluation

Improve submissions.

Support and enable interoperability.

Why are we collecting data?

MDDT

Involve more stakeholders.

- Not just industry
- Pathologists, Academia, Health Providers
- Associations, Societies, Colleges (CAP, USCAP, ASCP)
- *Involve experts.*
- *Involve the community.*

Impact

Give pathologists a voice, ownership of evaluation, and confidence to use.

- What should algorithms do?
- How should algorithms be evaluated?
- *Create an example for stakeholders to follow.*
- *Improve public health.*

When are we collecting data?



Recruiting Pathologists to Truth Images


Data Collection Preceding USCAP at JW Marriot, Los Angeles

- **Friday, February 28th**
- **30 min. sessions: 9am-5pm**

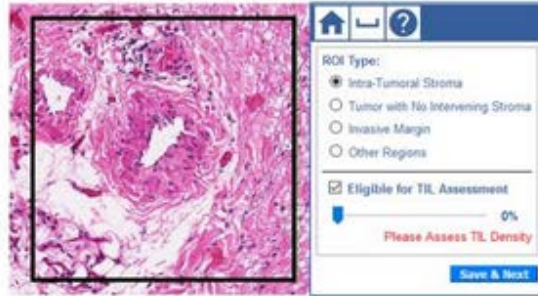
Information Webinar

- **Friday, February 19th, Noon EST**

Evaluate in Microscope Mode



Evaluate in Digital Mode



Plan

- Board-certified Anatomic Pathologists and Residents
- Four workstations
 - 2 microscopes
 - 2 digital platforms
- 64 slides split into 8 batches of 8 slides
- 10 ROIs per slide
- 30 minute sessions
- **Looking for sites near DC for quick road trips.**
 - Let us know if you are interested.



Public

<https://nciphub.org/groups/eedapstudies/wiki/HighthroughputTruthingYear2>

eeDAP studies ▸ Wiki

High-throughput Truthing - Year 2

by Brandon D. Gallas

Article Edit Comments History

Year 2: High-throughput truthing validate artificial intelligence algorithms of pathology slides: data (images) qualified medical device development

- [Link to full proposal](#) submitted 10/19/2018. Decisions
- Here is an executive summary (four slides) of the project
 - [20190402-HTTexecSummaryPublic.pdf](#) (193 KB, uploaded)
- Here is a project overview presentation given Nov.-Dec.
 - [www.TILsinbreastcancer.org](#) working group, project co
 - [20190402-HTToverviewPublic.pdf](#) (348 KB, uploaded)
- [Link to list of collaborators](#)
- [Link to updates](#)

Project Overview

<https://nciphub.org/groups/eedapstudies/wiki>

eeDAP studies ▸ Wiki

Main Page

by Brandon D. Gallas

Article Edit Comments History

Need help editing wiki? Scroll to bottom.

Projects

- [eeDAP MDDT project description](#)
- [High throughput truthing of computational pathology algorithms](#)
- [Here is a link to some device advice for AI and machine learning](#)

Registration Accuracy

There is a discussion started. Check it out [here](#).

Performance Endpoints

There is a discussion started. Check it out [here](#).

Hardware

There is a discussion started. Check it out [here](#).

Funding Opportunities

There is a discussion started. Check it out [here](#).

<https://nciphub.org/groups/eedapstudies/wiki/DeviceAdvice>

eeDAP studies ▸ Wiki

Device Advice for AI and Machine Learning Algorithms

Article Edit Comments History Download PDF

Here is a document of links pointing to FDA guidance documents and other forms of communication. We hope this document is useful. Caveat to all: You will need to ask for your submission until you ask, try, and succeed.

Pre-submission meeting

In CDRH, the best advice is to know about pre-submission meetings.

- [Slides: Pre-Submissions and Meetings with FDA Staff](#)
- [Guidance document: Requests for Feedback on Medical Device Submissions: The Pre-Submission Meeting with Food and Drug Administration Staff](#)

IFU: Indications for Use

Part of the definition of your medical device are the indications for use.

- [Webpage: Indications For Use.](#)

It's never too early to start thinking about, researching, and crafting an IFU for your device.

Comprehensive Regulatory Assistance

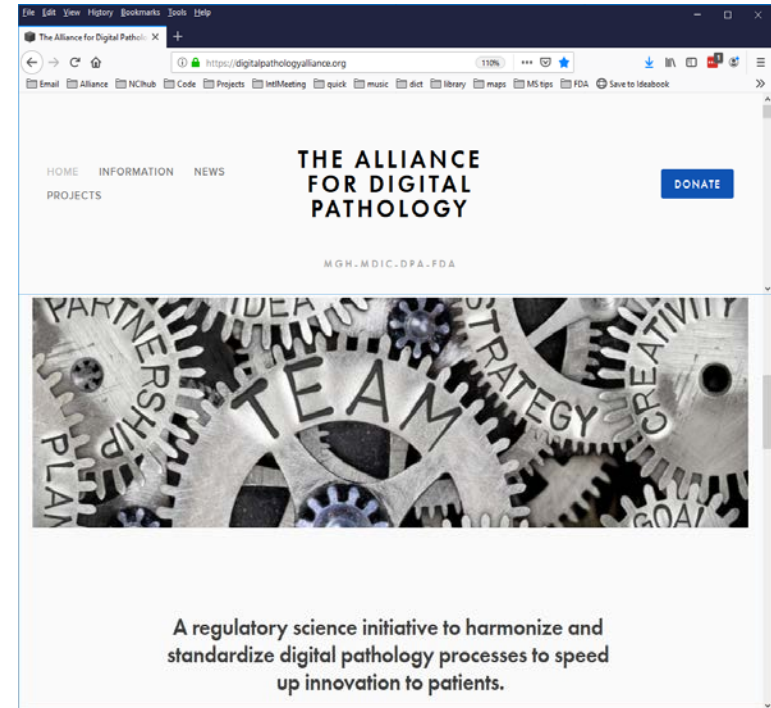
Collaboration Alliance



- **Objectives:**

- Clarify and improve regulatory pathways
 - Develop evaluation tools, methods, and standards
 - Tackle large-scale projects in pre-competitive space
- Next meeting February 28, 2020
 - Check out the fantastic agenda

<https://digitalpathologyalliance.org/>

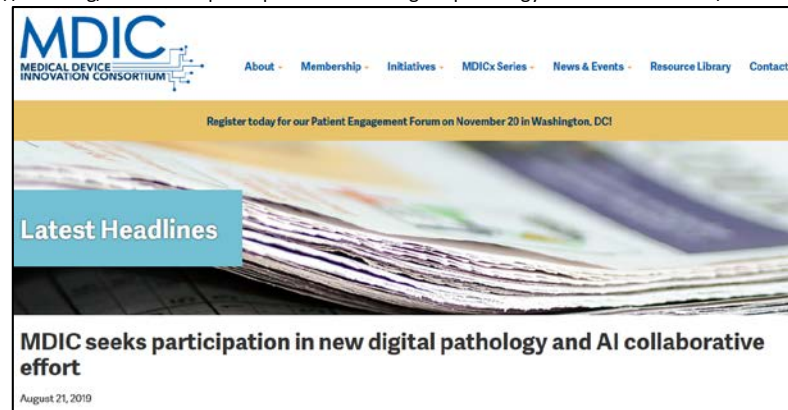


Collaboration Alliance



<https://mdic.org/mdic-seeks-participation-in-new-digital-pathology-collaborative-effort/>

- Stakeholder participants (>250):
 - FDA, NIH, MDIC
 - Clinical societies: pathology (DPA, CAP) **and radiology (ACR)!**
 - Academic and clinical subject matter experts
 - Patient advocates



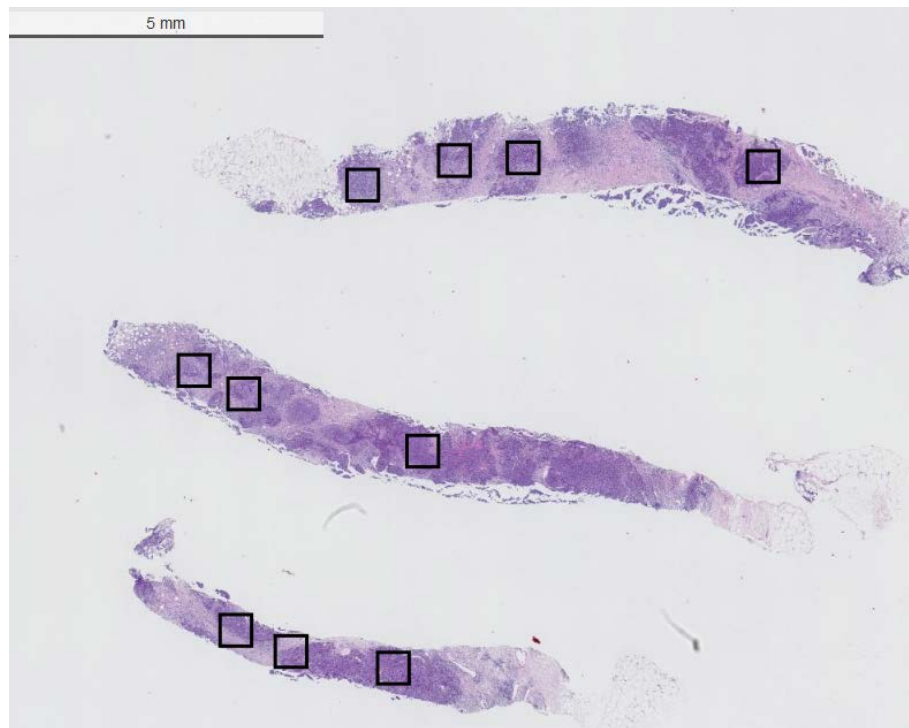
<https://digitalpathologyassociation.org/dpa-mdic-fda-alliance-meeting>



Summary

- We are collecting data
 - To build collaborative relationships
 - To investigate methods and tools
 - To support the evaluation of AI/ML

- We hope to
 - Inform regulatory decision making
 - Improve submissions
 - Support and enable interoperability



Info

- Registration for Feb. 28 data-collection event
 - https://docs.google.com/forms/d/1Wf_h3pzFrrxy9r_nKUAjkXaRPxyrMQyptZSq6lblcQU/viewform

- Agenda for meeting of the Alliance for digital pathology (FREE)
 - https://docs.google.com/forms/d/1Wf_h3pzFrrxy9r_nKUAjkXaRPxyrMQyptZSq6lblcQU/viewform

- Email Brandon.Gallas@fda.hhs.gov with questions
 - Or if you don't have access to docs.google.com